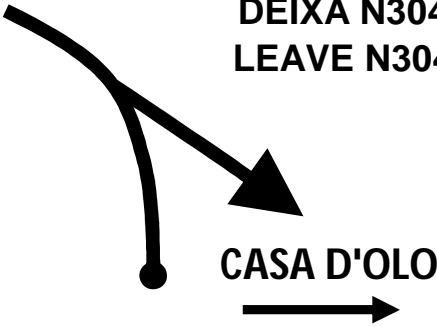

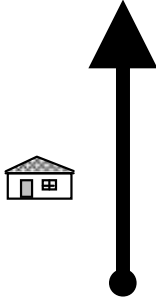
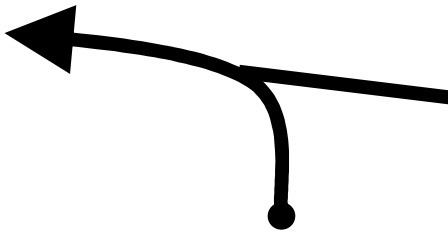



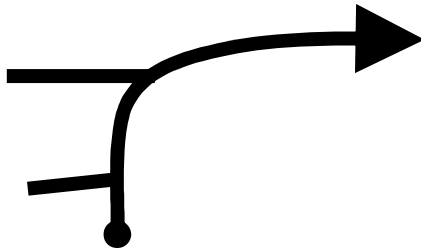
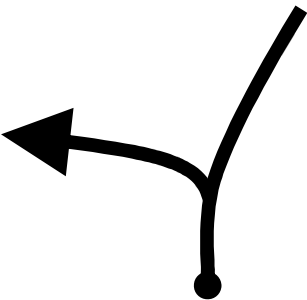
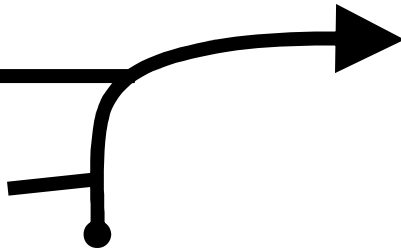
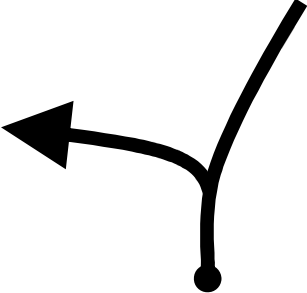
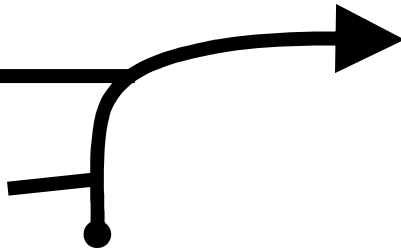
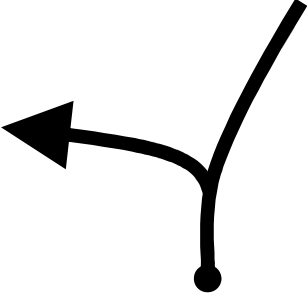
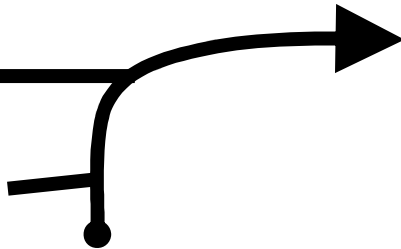
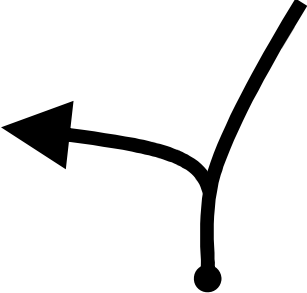
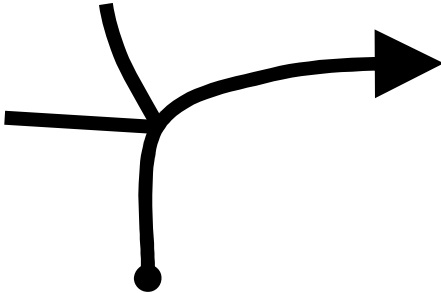


1	ACESSO ZE27 (MONDIM DE BASTO)	ACESSO 4X4
<p data-bbox="225 255 448 376">0,00</p>	<p data-bbox="858 230 1078 309">DEIXA N304 LEAVE N304</p>  <p data-bbox="842 479 1062 517">CASA D'OLO</p>	<p data-bbox="1235 338 1485 416">41°22'13.83"N 7°55'49.51"W</p>
<p data-bbox="156 450 325 539">0,00</p>		
<p data-bbox="225 618 448 739">0,16</p>		<p data-bbox="1257 1043 1453 1122">ENTRA EM TERRA</p>
<p data-bbox="156 1173 325 1263">0,14</p>		<p data-bbox="1267 1435 1445 1469">ASFALTO</p>
<p data-bbox="225 1346 448 1467">0,58</p>		<p data-bbox="1257 1783 1453 1861">ENTRA EM TERRA</p>
<p data-bbox="156 1899 325 1989">0,04</p>		

2	ACESSO ZE27 (MONDIM DE BASTO)	ACESSO 4X4
<p data-bbox="225 255 448 376">0,67</p>		
<p data-bbox="156 450 325 539">0,05</p>		
<p data-bbox="225 620 448 741">0,78</p>		
<p data-bbox="156 813 325 902">0,11</p>		
<p data-bbox="225 981 448 1102">1,05</p>		
<p data-bbox="156 1171 325 1261">0,27</p>		
<p data-bbox="225 1346 448 1467">1,14</p>		
<p data-bbox="156 1536 325 1626">0,09</p>		
<p data-bbox="225 1704 448 1825">1,59</p>		
<p data-bbox="156 1895 325 1984">0,45</p>		

3	ACESSO ZE27 (MONDIM DE BASTO)	ACESSO 4X4
1,83		
0,24		
2,27	<p style="text-align: center;"><u>ZE27</u> SIGA AS INSTRUÇÕES DA GNR E DOS MARSHAL PARA ESTACIONAR O SEU VEICULO</p>	
0,44		